

## FlowCAM® Model V-1000: Economical Imaging Particle Analysis System with a Small Footprint

Developed using the same proven, patented technologies available in the FlowCAM VS-Series systems, the Model V-1000 offers an economical application-specific imaging particle analysis system with a small footprint. While the VS-Series gives the ultimate flexibility and upgradability for a laboratory or R&D environment, the V-1000 is purpose built for environments where similar types of samples are run continuously, such as QC labs. Since the V-1000 does not require the flexibility and upgradability of the VS-Series, it can be packaged in a smaller, more economical form factor.

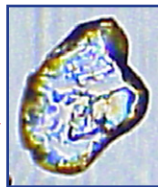
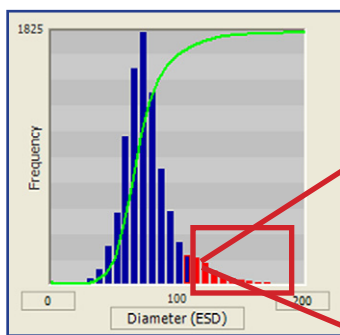


### Typical V-1000 Applications:


- ◇ QC of Parenteral Drug Formulations
- ◇ Characterization of Silica Particles by Shape
- ◇ QC of Micronized Superabrasives
- ◇ Wastewater Monitoring
- ◇ Oil-in-Water/Oil Analysis
- ◇ Foreign Matter Detection
- ◇ Emulsion Agglomeration
- ◇ Microencapsulation QC

### What's Under the Curve?

Most particle analyzers only show you a distribution of particle size. FlowCAM® is the imaging-based particle analysis system that gives you a picture *and* data on every particle measured.



Single, large particle  
or



Agglomerate

Image-based measurements make it easy to tell the difference between these two particles.

The FlowCAM V-1000 shares the same powerful, intuitive VisualSpreadsheet® software as the VS-Series. This includes the patented Interactive Scattergram® feature, which enables the user to interactively select any particles on a graph, and then automatically display all particle images selected. Particles can be interactively filtered and sorted just as would be done in a spreadsheet, but with the results immediately displayed with all the corresponding particle images and summary statistics. Comprehensive automated pattern recognition enables rapidly and automatically characterizing different particle types contained in a heterogeneous sample. The high throughput of the V-1000 yields results with much higher statistical significance than can be obtained using manual microscopy.

*Contact us today to arrange for a free sample analysis!*